

**Explanatory Note for the Rotalign® Dimensions Screen for Spacer Couplings**  
 (for firmware versions 2.06 and 2.51)

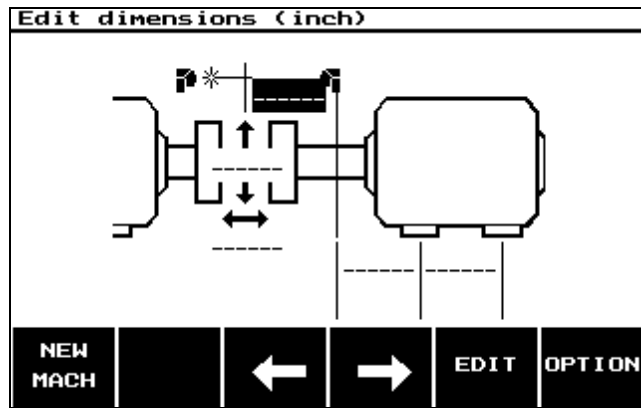


Figure 1

When selecting Spacer Shaft as your coupling type, the 'sensor to coupling' dimension (which is shown highlighted in Figure 1) is described in the status line as "Spacer shaft center to the receiver" upon pressing the **EDIT** softkey, or when entering a value, as shown in Figure 2:

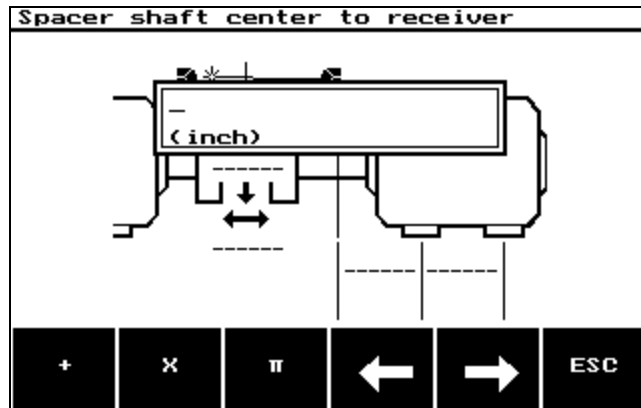


Figure 2

This description means exactly that, as shown in Figure 3:

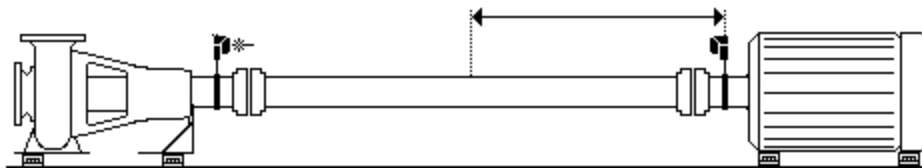


Figure 3

Since you will also enter the spacer shaft length and distance from receiver to front foot of the machine(s) elsewhere, the Rotalign will know exactly where the two coupling flex planes are located with respect to the receiver and the feet of the machine(s).